



M600 & M1200

Outdoor LTE CPE for super fast mobile internet

Get fast mobile internet using the M Series Outdoor LTE CPE's. Created with speed and quality in mind, this outdoor product incorporates the latest Sierra Wireless 4G module and an advanced MIMO antenna system integrated in a waterproof casing.

The M Series aims to bring reliable internet to residential, business, industrial or IoT applications where cable-based internet is not available, or speed is lacking.

Designed to go on the roof of a building, the CPE is powered by a single ethernet cable for simple and easy installation. Indoors the CPE can be connected directly to a computer, network switch or a WiFi access point to provide high speed internet to devices within range.

The M600 is equipped with Cat6 2x2 MIMO and the M1200 Cat12 4x2 MIMO technology. When this advanced technology is combined with a built-in high gain antenna on top of a building, the M Series is the best in its class for internet speeds.



M600










Cat6 - Speeds up to 300Mbps
2 Band Carrier Aggregation



M1200

Cat12 - Speeds up to 600Mbps
3 Band Carrier Aggregation

FEATURES

-  - All Carrier bands supported
-  - Carrier Grade Quality
-  - Highest quality components for speed and reliability
-  - Stainless Pole Mounting Hardware
-  - Built in High Gain MIMO Antennas
-  - Advanced Network Features
-  - IP66 Waterproof Casing
-  - Web Interface
-  - Powered by PoE (Power Over Ethernet)
-  - Built in heater for melting ice or snow


PACKAGE CONTENTS

- Cellferno Outdoor CPE
- 240V Mains Power Supply
- PoE Injector
- Quick Install Guide
- Pole Mount Bracket




Residential

Providing mobile fixed wireless internet to homes.



Commercial

Mobile broadband can be used as a primary or as a failover internet source if landline connections fail.




Industrial

If a factory or plant is in a location where landline based internet is not fast enough, mobile fixed wireless can be used.



IoT

For IoT applications in remote areas mobile broadband is often the ideal backhaul internet source.



SPECIFICATIONS



M600

LTE Bands:	1/3/5/7/8/18/19/21/28/38/39/40/41
LTE Bandwidth:	Up to 40MHz, 2-Band CA, 64QAM
LTE Data Rate:	DL: 300Mbps / UL: 50Mbps
WCDMA Bands:	1/5/6/8/9/19
WCDMA Data Rate:	DL: 42Mbps / UL: 5Mbps
Chipset:	Sierra Wireless MC7430

M1200

LTE Bands:	1,2,3,4,5,7,8,9,12,13,18,19,20,26,28,29,30,41,42,43,46,48,66
LTE Bandwidth:	Up to 60MHz, 3-Band CA, 256QAM
LTE Data Rate:	DL: 600Mbps / UL: 150Mbps
WCDMA Bands:	2,4,5,6,8,9,19
WCDMA Data Rate:	DL: 42Mbps / UL: 5Mbps
Chipset:	Sierra Wireless EM7565

EXTERNAL PORTS

LAN Port:	GigabitPoE RJ45 x 1, with screw protection plug
SIM Slot:	1 x Sim Slot with clear screw protection plug
LED Indicators:	Signal Strength x 2, Power x 1 (within sim slot)

ANTENNA

Type:	Embedded Tri-Band Directional MIMO Antenna
Gain:	5-10dBm
LTE MIMO:	Downlink 2x2, 4x2

HARDWARE

Dimensions:	247 x 247 x 107mm
Weight:	1.5kg
Mounting Bracket:	Steel with bolts for pole mount

ENVIRONMENTAL

Operating Temperature:	-40°C to 65°C
Storage Temperature:	-40°C to 70°C
Operating Humidity:	5-90% Non-Condensing
Storage Humidity:	5-95% Non-Condensing
Protection Rating:	IP66
Regulatory Approval:	RCM

POWER

Device Input:	48V Passive PoE
PoE Injector:	Gigabit RJ45 (Data In x 1, Data/Power Out x 1)
Supply Input:	100-240V
Supply Output:	48V, 1A

ROUTER FEATURES

Security:	Multiple VPN pass-through (IPSec,PPTP,L2TP), Stateless and SPI Firewall, Internet Filter, Web Filter
NAT-NAPT:	Single Port Forwarding, Port Range Forwarding, Port Range Triggering, Port Filtering, IP Filtering, DMZ, UPnP, Multicast Pass-Through
DNS:	DNSAgent, DONS
Other Features:	IPv4 and IPv6, TCP, UDP, ICMP, ARP, DHCP Server/Client, DHCP Reservation, HTTP/HTTPs, NTP, ALGs
Customisation Feature:	QOS, VLAN

SOFTWARE FEATURES

CPE Operational Mode:	Router Mode/Bridge Mode
Connection Status in Web GUI:	Network Name, Signal Strength, Roaming Indicator, Radio Technology, Radio Network Parameters, Connection Status, Connection Time, Connection Statistics
Connection Management:	Connection on Demand, Auto Connection, Auto APN Matching using USIM, APN Database update through browser based GUI, APN Profile, PIN Management, Preferred Radio Network Type Selection
Support FW Version Upgrade:	Yes
Device Management:	TR-069, SNMP, Remote GUI Log-In
System Protection:	Two types of user accounts: User and Operator. Every user account has its own password protection mechanism
Browser-based Admin GUI:	Supported – Firefox, Safari, Chrome